







Portsmouth Water and Fire District




Switching Between Accounts on the Payment Portal

- Once logged in, click “I want to manage my account(s)” on the right-hand side.
- This will bring you to the page with all linked accounts.

Make a Payment Set Up AutoPay Account History Contact Us

Manage Accounts

Portsmouth Water and Fire District Tax 	
 Account Number <input type="text"/>	Service Address <input type="text"/> PORTSMOUTH, RI 02871
Customer Name <input type="text"/>	Balance \$0.00
Portsmouth Water and Fire District Water 	
 Account Number <input type="text"/>	Service Address <input type="text"/> PORTSMOUTH, RI 02871
Customer Name <input type="text"/>	Balance \$116.38

- Once here, the account with the  next to it is the account that can be viewed on the home page.
- To view the other account, select the  next to the account you want to view.
- Then click “Home” on the top left and it will show you the account you want to view.
- To permanently change the home account, click “Save” after clicking the .